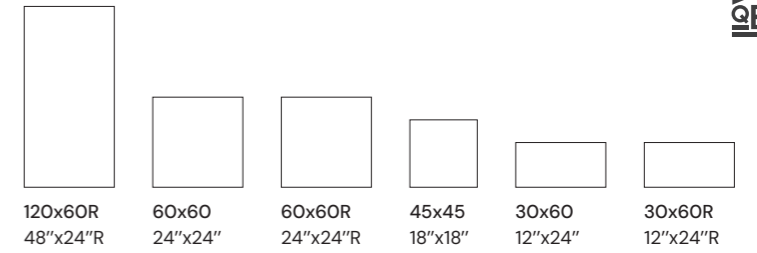




PASSIONIS

GRESKO 

Porcelânico · Porcelain Tiles
Grès Cérame · Feinsteinzeug




Porcelánico · Porcelain Tiles
Grès Cérame · Feinsteinzeug



Passionis Light Beige Nat.
120x60R 1198x598mm R27



Passionis Taupe Nat.
120x60R 1198x598mm R27




Passionis Light Beige Nat.
60x60 608x608mm P20
60x60R 598x598mm R12



Passionis Taupe Nat.
60x60 608x608mm P20
60x60R 598x598mm R12




Passionis Light Beige Nat. Plus
30x60 305x605mm P19 P19
30x60R 298x598mm R11 R11



Passionis Taupe Nat. Plus
30x60 305x605mm P19 P19
30x60R 298x598mm R11 R11



Passionis Light Beige Nat. Plus
45x45 455x455mm P15 P15



Passionis Taupe Nat. Plus
45x45 455x455mm P15 P15



Passionis Light Beige 30x60R · Passionis Taupe 60x60R

www.recer.pt


Porcelânico · Porcelain Tiles
Grès Cérame · Feinsteinzeug



Passionis Light Grey Nat.
120x60R 1198x598mm R27



Passionis Grey Nat.
120x60R 1198x598mm R27




Passionis Light Grey Nat.
60x60 608x608mm P20
60x60R 598x598mm R12




Passionis Grey Nat.
60x60 608x608mm P20
60x60R 598x598mm R12




Passionis Light Grey Nat. Plus
30x60 305x605mm P19 P19
30x60R 298x598mm R11 R11



Passionis Grey Nat. Plus
30x60 305x605mm P19 P19
30x60R 298x598mm R11 R11



Passionis Light Grey Nat. Plus
45x45 455x455mm P15 P15



Passionis Grey Nat. Plus
45x45 455x455mm P15 P15



Passionis Light Grey 60x60R · Passionis Light Grey 30x60R



Rodapé*

Formato (cm)	Espessura (mm)	U
8x45	8mm	U18
8x60	7,8mm	U22
8x60R	7,8mm	U25



Degrau*

Formato (cm)	Espessura (mm)	U
120x60R	9,5mm	U62
45x45	8mm	U32
30x60	9,5mm	U36
30x60	7,8mm	U34
30x60R	9,5mm	U39
30x60R	7,8mm	U35



Degrau com bordo

Formato (cm)	Espessura (mm)	U
30x120R	9,5mm	U65
30x45	8mm	U57
30x60	9,5mm	U60
30x60	7,8mm	U58
30x60R	9,5mm	U61
30x60R	7,8mm	U59

* Ver quantidade mínima na pág. 458 - See minimum quantity on page 458 - Voir la quantité minimale à la page 458 - Mindestmenge siehe Seite 458



Formato (cm)	Formato (mm)	Espessura (mm)	Peças	m² aprox	Kg	Caixas	m² aprox	Kg
Size (cm)	Size (mm)	Thickness (mm)	Pieces	sqm approx		Boxes	sqm approx	
120x60R	1198x598	9,5	2	1,44	31,80	34	48,96	1089
60x60	608x608	9,5	3	1,10	23,13	40	44,00	950
60x60R	598x598	9,5	3	1,07	22,67	44	47,08	1020
45x45	455x455	8	6	1,24	22,80	66	81,84	1527
30x60	305x605	7,8	8	1,47	24,84	40	58,80	1013
30x60R	298x598	7,8	8	1,43	23,93	40	57,20	975
8x60**	80x605	7,8	13	7,80	10,60	96	748,80	1018
8x60R**	80x598	7,8	13	7,80	10,20	96	748,80	994
8x45**	80x455	8	32	14,40	19,42	56	806,40	1087

** Rodapé; Metros lineares - Skirting; Linear meters - Plinthe; Mètres linéaires - Sockelleisten; Laufende Meter